

HOW TO USE

Our peat free container and hanging basket compost is ideal for use all year round in hanging baskets, pots, tubs and window boxes. It can be used for both autumn and spring potting, to pot wallflowers, pansies, bulbs and primulas for spring flowering, as well as bedding plants such as fuchsias and petunias for the summer. It has been specially developed, containing essential plant food for 8 weeks, to give your plants a great start. Use straight from the bag, it's as easy as that. We strongly recommend using Levington® Ericaceous compost for acid loving plants like Azaleas, Rhododendrons or Heathers.



CONTAINERS

1. Ensure the container has sufficient drainage holes, then fill with compost.
2. Add your chosen plants to the container.
3. Firm lightly around the plants and water thoroughly.



HANGING BASKETS


1. Line the basket if necessary and part fill it with compost.
2. Insert plants through sides of the basket where possible to ensure a ball of colour.
3. Fill the basket with compost and arrange plants on the top with trailing ones around the sides.
4. After everything is planted, firm lightly and water thoroughly.



POTTING-ON PLANTS

Repotting is best done in the spring, when plants are actively growing.

1. Before repotting, water plants well and allow to drain.
2. Put fresh compost in the bottom of a larger pot.
3. To remove the plant, turn upside down, tap the bottom of the plant pot to help release the plant.
4. Gently rub the root ball to make it less compact and tease out the roots, this will make it easier for the plant to establish.
5. Place the plant in the middle of the new pot, add more compost, firm lightly around the plant and water thoroughly.



USEFUL TIPS

- Peat free will look and feel different. We recommend that you check before watering using the 'finger test'. Pop your finger about 3 cm into the compost. If it is dry, get watering, if not, wait a bit longer
- Some plants are hungrier than others so may require feeding earlier. If leaves start to pale this is a sign to start feeding, and we recommend using Miracle-Gro® Plant Food.
- Try to avoid compost in pots drying out, and don't let them sit in water either, roots don't like being waterlogged!
- Sometimes you might see some white mould on your compost. This is not harmful to your plants and will disappear naturally.

HEALTH, SAFETY & STORAGE ADVICE

- Use in a well ventilated place and avoid breathing in dust.
- Wash hands after use.
- Open bag carefully and reseal after use.
- Keep the bag closed when in storage to prevent drying out.
- Storage from one year to another may affect performance.
- Store in a cool place, away from direct sunlight.
- Keep away from pesticides.



ALWAYS WEAR GLOVES



Evergreen Garden Care UK Ltd,
1 Archipelago, Lyon Way,
Frimley, Surrey GU16 7ER
EU Importer:
Evergreen Garden Care France SAS,
4 Allée des Séquoias, 69760 LIMONEST,
FRANCE, Tel: +353 818 882 479



MADE IN THE UK



Discover more about Levington

for more information visit
levington.co.uk
or call 01276 401300

50 LITRES

when filled.
Volume may reduce by up to 10%*




TAKE CARE WHEN LIFTING

*See code of practice at www.growingmedia.co.uk.

HOW IT WORKS



NITROGEN (N)	For greener leaves and healthy shoots
PHOSPHATE (P)	For strong root development
POTASSIUM (K)	For fruit and flowers
TRACE ELEMENTS	Essential for all round plant health and disease resistance



Green compost is a rich organic material ideal for helping your plants to thrive. By turning green garden waste into good quality compost we are part of the circular economy, and you can **grow plants that improve your environment.**



The special mix in combination with coir locks in moisture, providing optimal conditions for your plants and helps keep them hydrated for longer.



Optimum moisture level for healthier plants.

HOW MUCH COMPOST IS IN THE BAG

50

FILLS 50 SMALL POTS
12 CM (5")

10

FILLS 10 MEDIUM POTS
22 CM (9")

5


FILLS 5 LARGE POTS
25 CM (10")

7

FILLS 7 HANGING BASKETS
30 CM (12")

OUR STORY

Established in 1967, Levington has been providing expertise, research and innovation into compost for over 50 years. When it comes to compost, Levington has been the gardener's choice for decades.



At our officially recognised research station in Levington, Suffolk, we are constantly innovating and testing for the best combinations of ingredients in compost to ensure your plants are strong and healthy.

PEAT FREE

We are dedicated to protecting the environment and this compost is 100% peat free.

Working with peat free composts is different to peat composts, however you can still achieve fantastic results. Going peat free is better for the plants and the planet.

We are actively working on improving the responsible sourcing profile of our compost mixes year on year. Levington® compost contains forest by-products, carefully processed to help you grow plants that improve your environment and make the world a more beautiful place.

We have helped restore 3000 hectares of peatland over the last 30 years, the equivalent of 5606 football pitches!

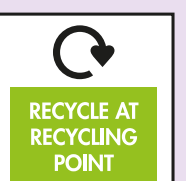
RESPONSIBILITY INDEX



For further information, scan the QR code or visit: responsiblesourcing.hta.org.uk



THIS BAG IS MADE FROM 60% RECYCLED MATERIAL



Don't recycle at home