



LAWN MAINTENANCE HEALTHY LAWN

Miracle-Gro® Healthy Lawn

If medical advice is needed, have product container or label at hand.

Read label before use.

Wear gardening gloves during use.

Wash hands after use.

Keep out of the reach of children and pets.

Evergreen Garden Care UK Ltd,

1 Archipelago, Lyon Way, Frimley, Surrey, GU16 7ER,
England, Tel: +44 (0)1276 401 300

For more information visit: miracle-gro.co.uk

EU Importer Evergreen Garden Care France SAS,
4 Allée des Séquoias, 69760 LIMONEST, FRANCE,

Tel: +353 818 882 479

UK FERTILISER DECLARATION

Compound Fertiliser NK 14-0-5

Nitrogen (N) total	14.0%
Ureic Nitrogen (N)	8.2%
Potassium Oxide (K ₂ O)	5.0%

RoI FERTILISER DECLARATION

Low Nutrient Fertiliser NK Compound 14-0-4.1

Nitrogen (N) total	14.0%
Ureic Nitrogen (N)	8.2%
Water soluble Potassium (K)	4.1%

STORAGE

Keep in original packaging away from food, drink and animal feeding stuffs. Store in a cool and dry place, away from direct sunlight and sources of heat. Reseal pack after opening.

NET WEIGHT:

3.5 kg e

XXXXXX



for more information visit
miracle-gro.co.uk
or call 01276 401300

Made under licence from OMS Investments, Inc.
Miracle-Gro® is the trademark of OMS Investments, Inc.



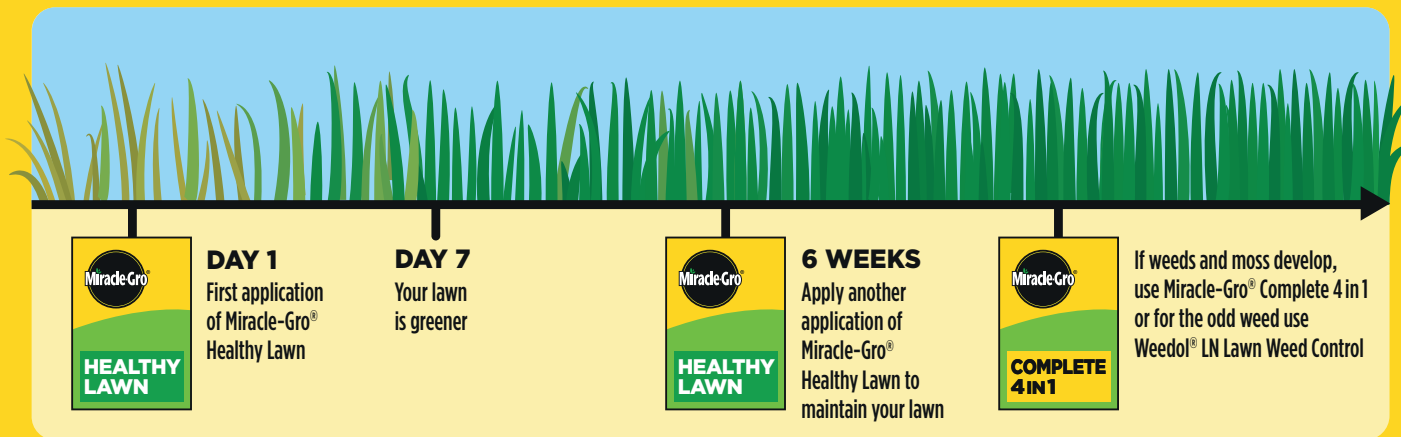
LAWN MAINTENANCE HEALTHY LAWN

WHY USE MIRACLE-GRO® HEALTHY LAWN?

This product will help you maintain a healthy lawn. Developed by our expert scientists, it provides optimum nutrition. As a result, your lawn will become greener in 7 days, thicker and denser, resulting in an overall healthy lawn that is also friendly for your children and pets.

HELPS MAINTAIN A WEED FREE LAWN

With multiple applications your lawn will grow healthier and denser, helping to maintain a weed free lawn over time to allow your family, kids and pets to enjoy.



WHEN TO USE



- Use between March and September.
- Use on established lawns that are at least 6 months old.
- Apply when the weather is fair, soil is damp and no risk of frost or imminent heavy rain.
- To maintain a green, healthy looking lawn apply every 6 weeks.

HOW TO USE



FOR BEST RESULTS WE RECOMMEND USING A MIRACLE-GRO® SPREADER for simple and accurate application.

Spreader settings for 25 g/m²:



Miracle-Gro® Multi Use Spreader See spreader for details

Miracle-Gro® Handy Spreader Setting 3

Miracle-Gro® Drop Spreader Setting 5

Miracle-Gro® Rotary Spreader Setting 28.5



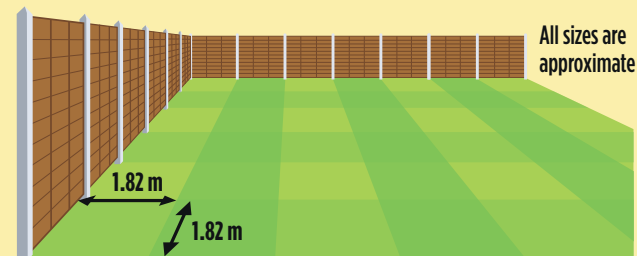
APPLY BY HAND - ALWAYS WEAR GLOVES

- Apply at an individual dose of 25 g/m². For a visual guide to the correct application rate, first spread the recommended amount over a small measured area.
- Areas for treatment must be marked out to ensure even application.
- Water the granules in and allow time to dry.
- Children and pets can use the lawn after application.

HOW MUCH TO USE


25 g per 1 m²

- This pack treats 140 m² (14 m x 10 m).
- To determine the size of your lawn multiply the length by the width in metres. Alternatively a lawn with 7 x 6 standard fence panels (1.82 m width), will cover approx. 140 m².



AFTER USE & PRECAUTIONS

- For best results, avoid mowing your lawn for 3 days after application – this ensures the lawn food starts to work quickly.
- Do not re-seed or turf for at least 6 weeks after application.
- When using a spreader, pour any leftover product back into the original packaging and wash the spreader thoroughly over the lawn to remove all product clinging to the spreader. Allow the spreader to dry before safe storage.
- Avoid drift onto flower beds and other neighbouring plants.



FIND OUT MORE ONLINE