

Miracle-Gro® Lawn Builder

If medical advice is needed, have product container or label at hand.

Read label before use.

Wear gardening gloves during use.

Wash hands after use.

Keep out of the reach of children and pets.

Evergreen Garden Care UK Ltd,

1 Archipelago, Lyon Way, Frimley, Surrey, GU16 7ER, England,

Tel: +44 (0)1276 401 300

For more information visit: miracle-gro.co.uk

EU Importer Evergreen Garden Care France SAS, 4 Allée des

Séquoias, 69760 LIMONEST, FRANCE, Tel: +353 818 882 479

UK FERTILISER DECLARATION

NPK fertiliser 22-5-5 containing urea formaldehyde

Nitrogen (N) total	22.0%
Ammoniacal nitrogen (N)	3.0%
Ureic nitrogen (N)	10.8%
Nitrogen from urea formaldehyde (N)	8.2%
Nitrogen from urea formaldehyde only soluble in hot water	5.6%
Nitrogen from urea formaldehyde soluble in cold water	2.8%
Phosphorus pentoxide (P ₂ O ₅) total	5.0%
Phosphorus pentoxide (P ₂ O ₅) soluble in neutral ammonium citrate and in water	4.6%
Phosphorus pentoxide (P ₂ O ₅) soluble in water	4.3%
Potassium oxide (K ₂ O) soluble in water	5.0%

RoI FERTILISER DECLARATION

NPK fertiliser 22-2.2-4.2

Nitrogen (N) total	22.0%
Ammoniacal nitrogen (N)	2.8%
Ureic nitrogen (N)	10.8%
Phosphorus (P) total	2.2%
Phosphorus (P) soluble in neutral ammonium citrate and in water	2.0%
Phosphorus (P) soluble in water	1.9%
Potassium (K) soluble in water	4.2%K

STORAGE

Store in original packaging in a dry place, away from direct sunlight. Partly used products should be sealed well to avoid damp affecting the product.



Keep children and pets away from treated areas until granules have been watered in and dried.

XXXXXXXXXX

NET WEIGHT:
2 kg e



for more information visit
miracle-gro.co.uk
or call 01276 401300

Made under licence from OMS Investments, Inc.
Miracle-Gro® is the trademark of OMS Investments, Inc.



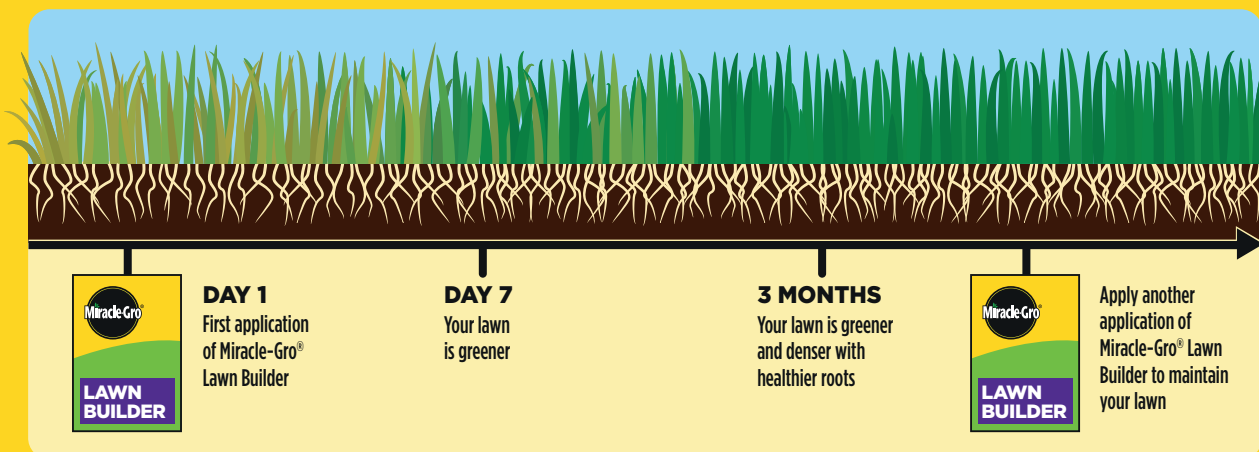
LAWN MAINTENANCE

LAWN BUILDER

WHY USE MIRACLE-GRO® LAWN BUILDER?

Helps build a stronger, thicker, healthy lawn for longer. With a feed every 3 months you'll have more time to enjoy the lawn and less time thinking about feeding. You'll enjoy less mowing (and with a robot lawn mower, less clogging) when using Miracle-Gro® Lawn Builder, thanks to steadier growth.

To get an even thicker, lush lawn, we recommend applying lawn seed to your existing lawn.



Before using this product, if you have weeds and moss in your lawn and you want to remove them, we recommend using Miracle-Gro® Complete 4 in 1 initially, and then using Miracle-Gro® Lawn builder 6 weeks after application.

WHEN TO USE



- Use between March and September.
- Apply when the weather is fair, soil is damp and no risk of frost or imminent heavy rain.
- Water thoroughly after application.
- Avoid mowing the lawn for 4 days before and after application.
- Apply at least 6 weeks after seeding or turfing a new lawn.
- Feeds your lawn for 100 days.

HOW TO USE



FOR BEST RESULTS WE RECOMMEND USING A MIRACLE-GRO® SPREADER for simple and accurate application.

Spreader settings for 20 g/m²:



Miracle-Gro® Multi Use Spreader See spreader for details

Miracle-Gro® Handy Spreader Setting 4

Miracle-Gro® Drop Spreader Setting 5.5

Miracle-Gro® Rotary Spreader Setting 26.5



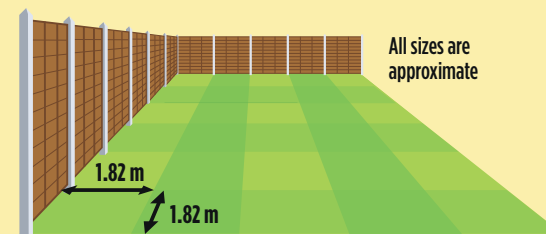
APPLY BY HAND - ALWAYS WEAR GLOVES

- Apply at an individual dose of 20 g/m². For a visual guide to the correct application rate, first spread the recommended amount over a small measured area.
- Areas for treatment must be marked out to ensure even application.

HOW MUCH TO USE


20 g max per 1 m²

- This pack treats 100 m² (10 m x 10 m).
- To determine the size of your lawn multiply the length by the width in metres. Alternatively a lawn with 6 x 5 standard fence panels (1.82 m width), will cover approx. 100 m².



AFTER USE & PRECAUTIONS

- After 3 months reseeding can be carried out, if needed.
- Children and pets can use the lawn once the granules have been watered in and dried.
- Do not mow for 4 days from application - for best results, mow regularly.
- When using a spreader, pour any leftover product back into the original packaging and wash the spreader thoroughly over the lawn to remove all product clinging to the spreader. Allow the spreader to dry before safe storage.
- Wash hands after use and before eating and drinking.



FIND OUT MORE ONLINE