




LAWN SEED MULTI PURPOSE

This multi purpose lawn seed contains ryegrass and fescue seeds to create the perfect lawn for families, entertaining and relaxing.


Ideal for creating a new lawn, applying seed over existing lawns or repairing bare patches.

 Ideal to use with our compact Miracle-Gro® Multi Use Spreader.

 If you are covering a larger lawn area, we recommend using the Miracle-Gro® wheeled spreader. Check our spreader settings on our website: www.lovethegarden.com



FOR BEST RESULTS, COMBINE WITH MIRACLE-GRO® LAWN DRESSING



DAY 1

Application - Ensure soil watered daily

DAY 7

First shoots appear (in ideal conditions, when the soil is moist)

4 WEEKS

Grass starts to grow taller and greener



12 WEEKS

Apply a lawn maintenance product for a greener, thicker lawn

WHEN TO USE



Apply to your existing lawn or start a new lawn during March to early October once frost has passed.

HOW TO USE



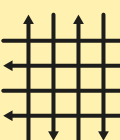
● **RAKE**
Rake the area to remove all weeds, stones or dead grass. For best results, lightly cover the area with Miracle-Gro® Lawn Dressing. Level and firm by treading the soil. If over-seeding your existing lawn ensure you mow the grass short first.



● **FOR BEST RESULTS WE RECOMMEND USING A MIRACLE-GRO® SPREADER** for simple and accurate application.
Apply at a rate of 30 g/m². Always read the instructions on the lawn spreader to ensure you are using the correct setting. For more information on Miracle-Gro® Spreaders, please visit lovethegarden.com.



● **APPLY BY HAND** - We recommend wearing garden gloves while gardening.
Apply at a rate of 30 g/m². For a visual guide to the correct application rate, first spread the recommended amount over a small measured area.



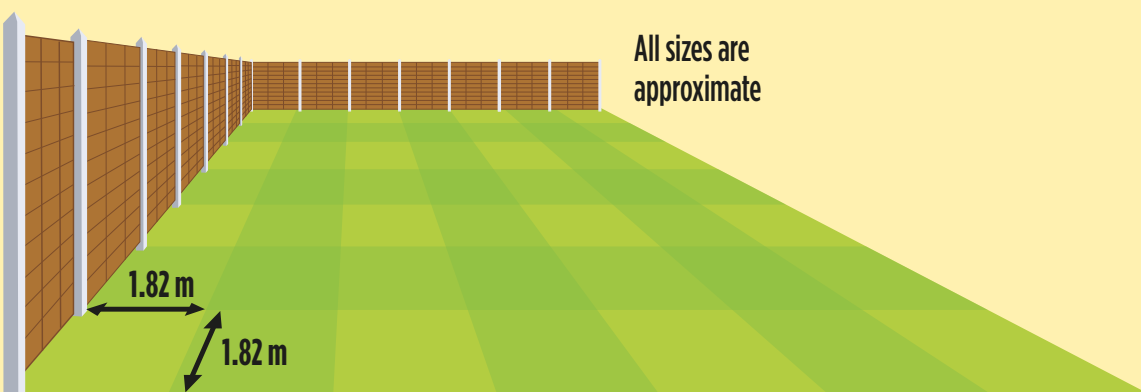
Create a criss-cross pattern by sowing half the seed from left to right and the rest from top to bottom. Gently rake in and tread the seeds into the soil.



● **WATER**
For best establishment, soak with a fine spray and keep soil moist for the next few weeks. For best results, keep your new lawn watered regularly.

HOW MUCH TO USE

- For new lawns or bare patches 30 g/m².
- If over-seeding existing lawns apply 20 g/m² (approx. a handful).
- This pack will create a new lawn of approx. 165 m² (5.5 m x 3 m).
- To determine the size of your lawn multiply the length by the width in metres. Alternatively a lawn with 7 by 7 standard fence panels (1.82 m width), will cover approx. 163 m².



AFTER USE

- **MOWING**
The grass can be trimmed when 5-8 cm. Each time you mow, lower blade height until the desired height is achieved. Do not cut more than a third off the growth at any one time.
- **FEEDING**
Start feeding the lawn after 12 weeks to ensure its kept healthy.
- **CHILDREN AND PETS**
It's fine to use this product in gardens with children and pets, but little feet can damage developing seeds, so it's best to keep them off the treated areas until the grass has established.

Miracle-Gro® Multi Purpose Lawn Seed

If medical advice is needed, have product container or label at hand.

Read label before use.

Wear gardening gloves during use.

Keep out the reach of children and pets.

Evergreen Garden Care UK Ltd,

1 Archipelago, Lyon Way, Frimley,

Surrey, GU16 7ER, England,

Tel: +44 (0)1276 401 300

For more information visit:

miracle-gro.co.uk

EU Importer Evergreen Garden Care

France SAS, 4 Allée des Séquoias,

69760 LIMONEST, FRANCE,

Tel: +353 818 882 479



FIND OUT MORE ONLINE

STORAGE

Reseal pack after opening.


Keep in original packaging away from food, drink and animal feed.

Store in a cool and dry place, away from direct sunlight and sources of heat.



for more information visit
miracle-gro.co.uk
or call 01276 401300

NET WEIGHT:
5 kg e



5 010272 204421 >

Made under licence from OMS Investments, Inc.
Miracle-Gro® is the trademark of OMS Investments, Inc.